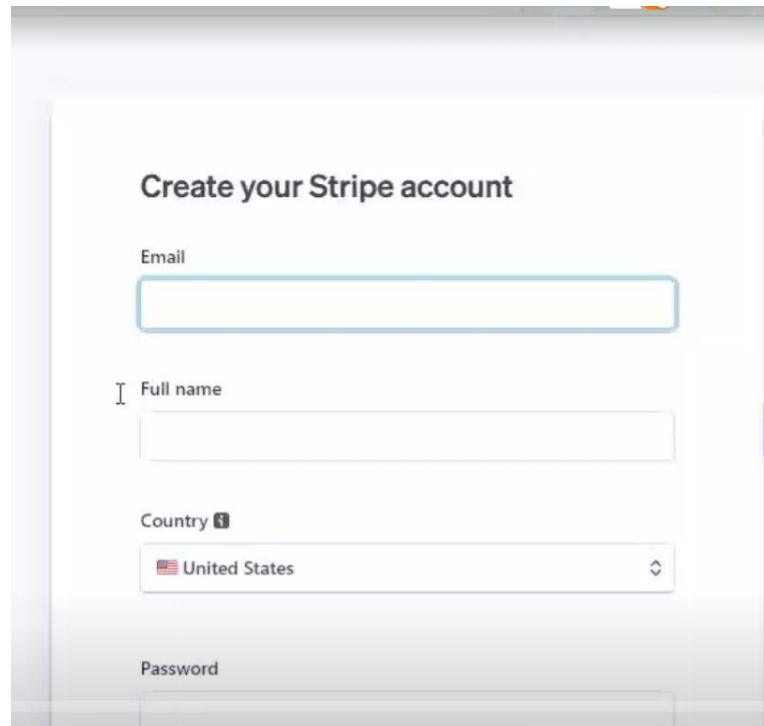


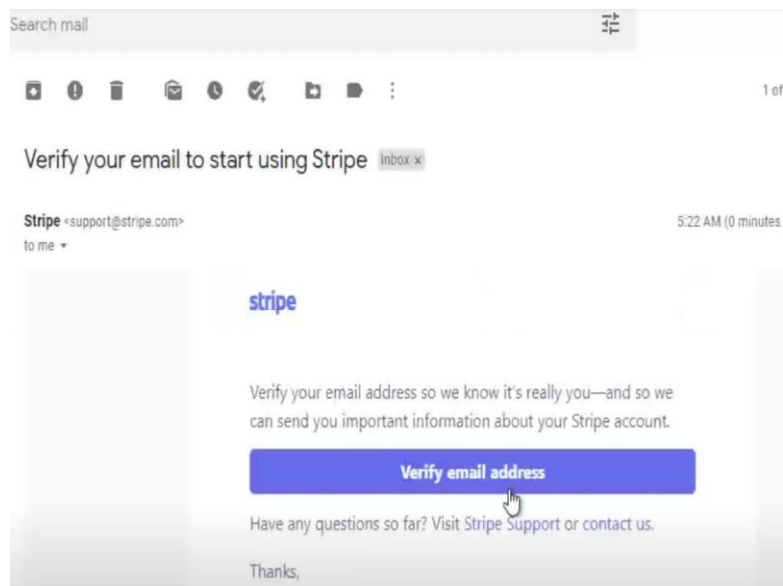
Create Stripe Account

1- rdp + ssn + gmail

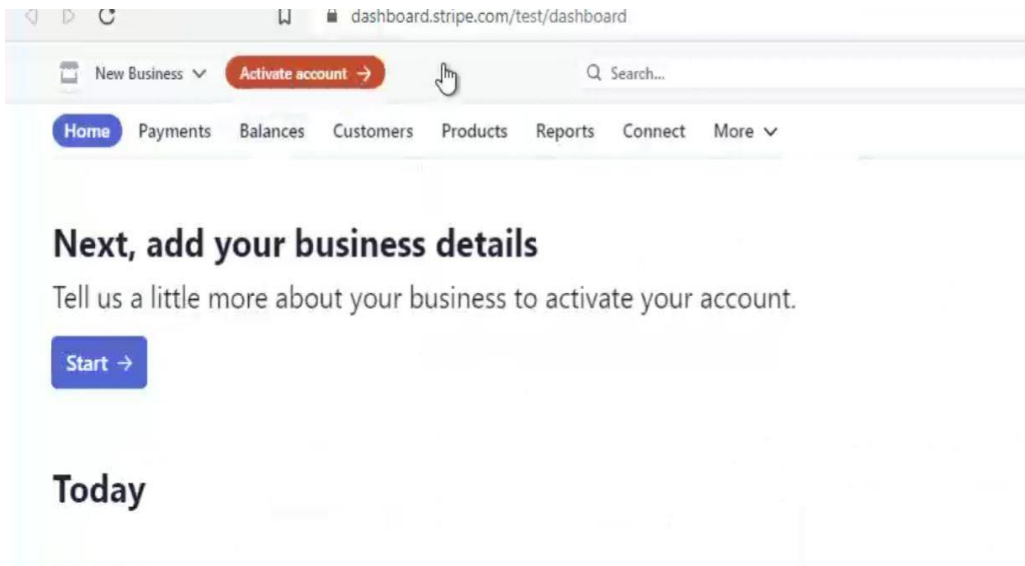


The screenshot shows the 'Create your Stripe account' form. It includes fields for 'Email', 'Full name', 'Country' (with a dropdown menu showing 'United States'), and 'Password'.

2 - fta7 gmail dyalek li fta7t bih w vérifier stripe

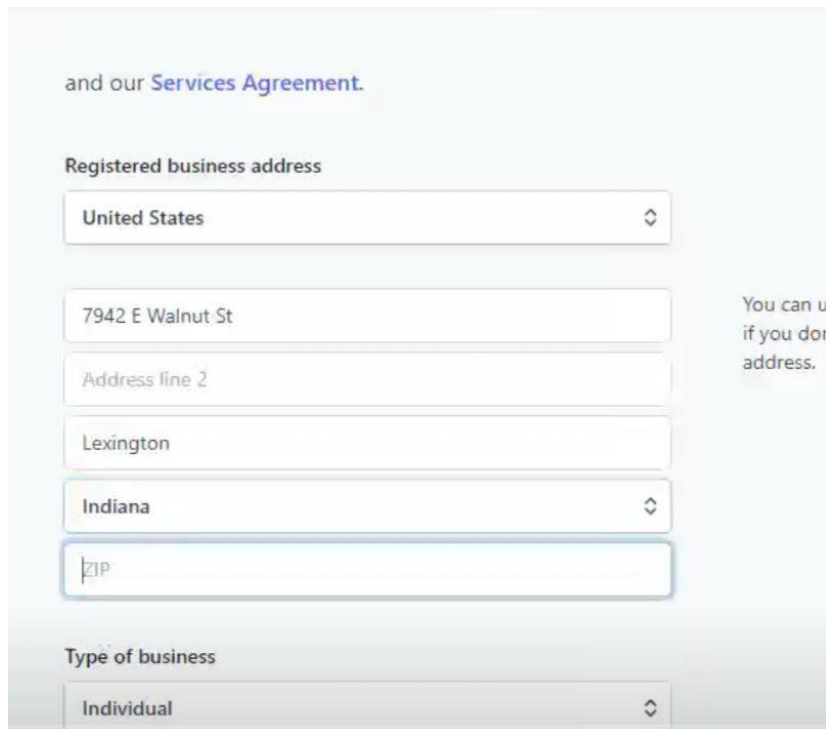


3 - rja3 | stripe w clicker 3la activate account



The screenshot shows the Stripe dashboard at the URL `dashboard.stripe.com/test/dashboard`. The top navigation bar includes a 'New Business' dropdown, an 'Activate account' button with a right arrow, and a search bar. Below this is a main navigation menu with links for Home, Payments, Balances, Customers, Products, Reports, Connect, and More. The main content area features a heading 'Next, add your business details' followed by the text 'Tell us a little more about your business to activate your account.' and a blue 'Start' button with a right arrow. Below this is a section titled 'Today'.

4 - add your ssn info



The screenshot shows the 'Add your business details' form. It includes a link to 'our Services Agreement.' and a section for 'Registered business address'. The address fields are: a dropdown for 'United States', a text field for '7942 E Walnut St', a text field for 'Address line 2', a text field for 'Lexington', a dropdown for 'Indiana', and a text field for 'ZIP'. To the right of the address fields is a note: 'You can use a virtual address if you do not have a physical address.' Below the address fields is a section for 'Type of business' with a dropdown menu showing 'Individual'.

5 –dkhel business details store 9lb 3la chi wahd fgoogle

business details

Tell us some basics about your business.

Industry

Home goods and furniture

Business website

Store dyalk

ccess.online

Product description

Our team specialize in selling of home and everyday use accessories such as kitchen wear, tools, backpacks and mugs

**Business details
+ must edit**

6-

Fulfillment details

Tell us how you provide products or services.

Do you ship the product yourself?

☒ Yes

☐ No, products are shipped by a third party (e.g., by a fulfillment house)

On average, how long after paying will your customers typically receive their goods or services?

Within one day

How much money do you expect to process on Stripe each year?

Less than \$100,000

[Continue →](#)

7-

hboard.stripe.com/account/onboarding/support-details

Customer support details

This information helps customers recognize your business.
Your support information may be visible in payment statements, invoices, and receipts.

Statement descriptor

GL Domine dyal
store dyalk sans.
Com

Shortened Business

Customer support phone number

+1 (551) 212-5498


Customer support address


A statement descriptor is the business name a customer will see on their card statements. Choose a name that's at least five characters and easy to recognize to avoid potential chargebacks.


	\$20.00
GLOBECART . EXCLCCES	\$340.00
	\$63.00


8- db ghaykhesk tlinki payoneer wla wise


dashboard.stripe.com/account/onboarding/bank-account























Linking your account will allow Stripe to regularly receive, store and use your account data to assess your eligibility for financial services. By selecting your financial institution, you agree to Stripe's [Terms](#) and [Privacy Policy](#). [Learn more.](#)

Enter bank details manually instead →

Continue →

dashboard.stripe.com/account/onboarding/2fa

Two-step authentication

Stripe requires two-step authentication in order to keep your account secure. By using either your phone or an authenticator app in addition to your password, you ensure that no one else can log in to your account.

We encourage you to enable multiple forms of two-step authentication as a backup in case you lose your mobile device or lose service.

Use SMS

Use an authenticator app

Continue →

amount of tax and seamlessly file [your](#) returns with [Stripe Tax](#).

Select your product category

This will be used for calculating the right amount of tax. You can change this anytime in settings.

General - Tangible Goods



Any tangible or physical good. For jurisdictions that impose a tax, the standard rate is applied.

You won't be charged until you finish setting up your Tax settings. Pricing starts at 0.5% per transaction. [Terms](#) apply.

Continue →

Not right now

ogram anytime from your account settings.

0.5%

MOST POPULAR

1%

of revenue

1.5%

Start contributing after my business has processed:

\$ -

of revenue with Stripe

Contribute and continue →

Not right now

TWO-STEP AUTHENTICATION

✓ Two-step authentication is enabled.

STRIPE TAX

Automatic tax calculation
Off

STRIPE CLIMATE

Climate contributions
Off

By submitting this form, you agree to the [Stripe Services Agreement](#), to receiving autodialed text messages from Stripe, and you certify that the information provided is complete and correct. Stripe, Inc. is a registered ISO of Wells Fargo Bank, N.A., Concord, CA.

[Submit](#)

[Home](#) [Payments](#) [Balances](#) [Customers](#) [Products](#) [Reports](#) [Connect](#) [More](#) ▾

Your account is now active ✓

Browse our [developer docs](#) or [explore all the ways](#) to start using Stripe.

Get started with Stripe

[No code](#) [New](#) [No code](#)

Ghadi tle3 lik issuing Clicker 3liha

Search...

[Businesses](#) [Customers](#) [Products](#) [Reports](#) [Connect](#) [More](#) | [Issued cards](#) ▾

✓ **Business details added**

Complete your Issuing application Required

Answer a few questions about your card program to get full access to Issuing.

[Start](#)

Complete Issuing verifications Required

Add funds to your live Issuing balance

Create a card

Customize physical cards

Issuing application

To help us understand your use case, please answer a few questions about how you intend to use Issuing.

What will your cards primarily be used for? ✓

- ☒ Business expenses
- ☐ Payments on behalf of a customer
- ☐ Payouts to employees or contractors
- ☐ Personal spending

Whose funds will be spent on the cards?

☒ My company's funds

☐ My customers' funds

You will need to use [Stripe Connect](#) to verify your customer accounts and issue cards.



Must edit

In a few sentences, describe how your business will use Issuing (100 character minimum).

Hi, Our business utilizes other platforms such as google ads, Facebook ads, YouTube ads and other website to grow. We will need stipe issuing to be able to manage our spending across all the platforms

Who w
employ
What t
be use
exampl

previously provided to Stripe.

- ☒ I agree to the Services Agreement and E-SIGN Policy.
- ☒ I have read and understood the Requirements for Administering a Stripe Issuing Card Program.
- ☒ I agree to Celtic Bank's Privacy Policy.
- ☒ I have reviewed the business information provided to Stripe, including Beneficial Ownership Information, and certify that it is correct.

Cards are issued by Celtic Bank. Member FDIC.

Tsenna wahd 12 h o mbrook 3liik

